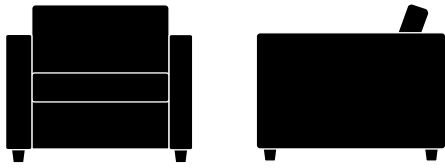


WHARTON




Novilkoff

1-2621




Description	W	D	H
Outside Arm and Base	Overall: 33"	33 1/2"	29"
Outlined in Welt. 3" High	Seat: 24"	21"	17"
Tapered Wood Legs in Standard Finishes.	Arm: 24"		

1-2622




Description	W	D	H
Outside Arm and Base	Overall: 61"	33 1/2"	29"
Outlined in Welt. 3" High	Seat: 52"	21"	17"
Tapered Wood Legs in Standard Finishes.	Arm: 24"		

1-2623



Description	W	D	H
Outside Arm and Base	Overall: 73"	33 1/2"	29"
Outlined in Welt. 3" High	Seat: 64"	21"	17"
Tapered Wood Legs in Standard Finishes.	Arm: 24"		

1-2624



Description	W	D	H
Outside Arm and Base	Overall: 85"	33 1/2"	29"
Outlined in Welt. 3" High	Seat: 76"	21"	17"
Tapered Wood Legs in Standard Finishes.	Arm: 24"		